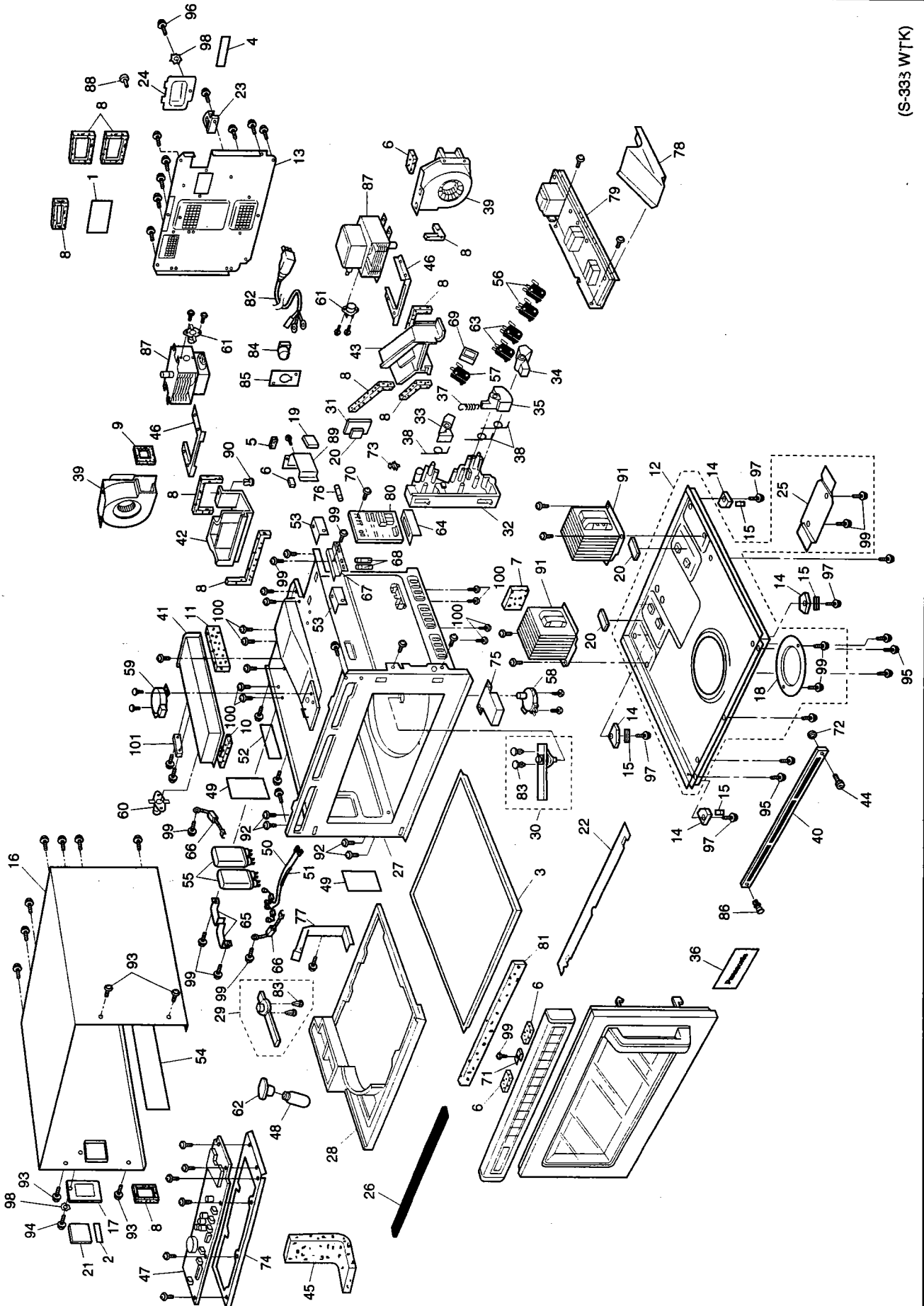


# EXPLODED VIEW AND PARTS LIST

(S-333 WTK)

EXPLODED VIEW



# PARTS LIST

NOTE : When ordering replacement part(s), please use part number(s) shown in this parts list.

Do not use description of the part.

: Important safety notice:

Components identified by  $\triangle$  mark have special characteristics important for safety.

When replacing any of these components, use only manufacturer's specified parts.

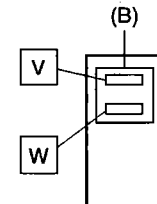
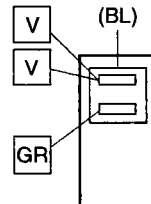
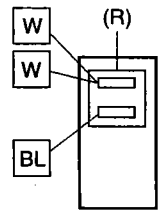
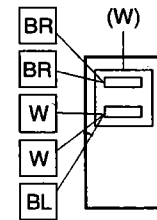
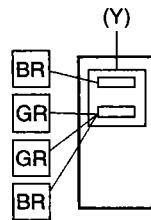
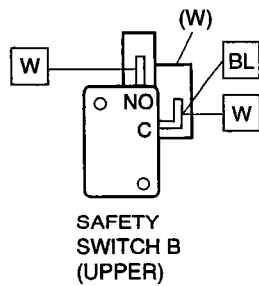
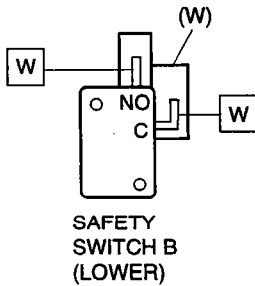
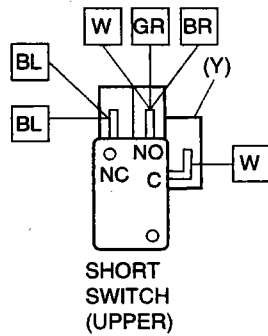
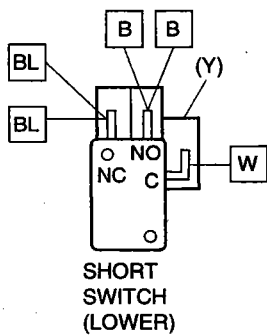
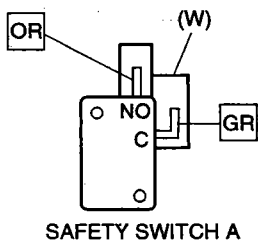
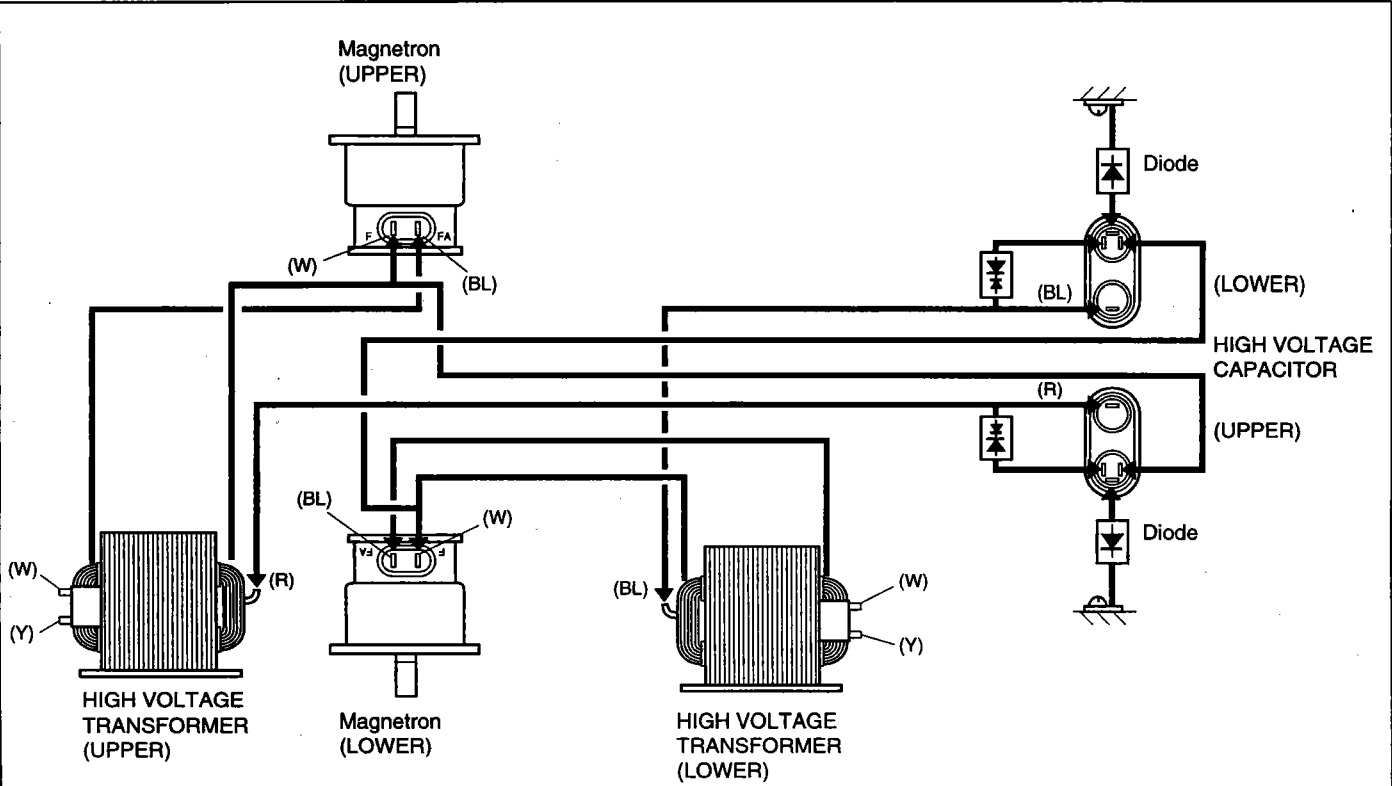
Ref. No.	Part No.	Part Name & Description	Pcs/ Set	Remarks
1	A00064000AP	CAUTION LABEL	1	
2	ANE0072Z70GP	CAUTION LABEL	1	
3	ANE010T8U0AP	SHELF	1	
4	A0536000JWJ	NAME PLATE	1	NE-1756
4	A05363330WN	NAME PLATE	1	NE-1756
5	ANE0901000CD	CUSHION RUBBER A	1	
6	ANE000Z000AD	CUSHION RUBBER A	4	
7	ANE0911000MG	CUSHION RUBBER B	1	
8	ANE000Z000AA	CUSHION RUBBER C	10	
9	ANE000Z000AB	CUSHION RUBBER C	1	
10	ANE0962000AP	CUSHION RUBBER D	1	
11	ANE0962000AV	CUSHION RUBBER D	1	
12	A100A-3280	BASE	1	
13	A100Q-3280	BACK PANEL	1	NOTE 1
14	A1007-3280	FOOT	4	
15	A1008-3280	RUBBER FOOT	4	
16	ANE10098U0AP	CABINET BODY	1	
17	ANE10268U0AP	LAMP COVER	1	
18	ANE10288U0AP	ANTENNA MOTOR COVER	1	
19	ANE10498U0AP	CUSHION RUBBER	1	
20	ANE1062-8U0	CUSHION RUBBER	3	
21	A10923310GP	INTERRUPTION COVER B	1	
22	ANE11268U0AP	BASE BRACKET	1	
23	ANE11408A0AG	STOPPER	1	
24	ANE11548U0AP	BACK PANEL COVER	1	
25	ANE11668U0AP	BASE METAL	1	
26	ANE11748U0AP	SPACER	1	
27	$\triangle$ A200A-3280	OVEN	1	
28	$\triangle$ A2011-3470	CEILING PLATE	1	
29	A202K-3280	ANTENNA (U)	1	UPPER
30	A202R3320GP	ANTENNA B (U)	1	LOWER
31	ANE21208U0AP	SPACER	1	
32	$\triangle$ A3020-3470	DOOR HOOK	1	
33	A3136-3470	HOOK SPACER A	1	
34	A3137-3470	HOOK SPACER B	1	
35	A3138-3470	HOOK SPACER C	1	
36	A31863330MP	DOOR PANEL	1	NE-1756
36	A31863330HN	DOOR PANEL	1	NE-1756
37	ANE32398U0AP	SPRING	1	
38	ANE32628U0AP	SPRING	3	
39	J400A3650AP	FAN MOTOR	2	55W
40	A400B-3280	AIR FILTER FLAME	1	
41	A400K-3180	EXHAUST GUIDE	1	
42	ANE40258U0AP	AIR GUIDE A	1	UPPER
43	ANE40268U0AP	AIR GUIDE B	1	LOWER
44	A4091-3280	SCREW	1	FOR AIR FILTER FLAME
45	ANE41038U0AP	AIR GUIDE CUSHION B	1	
46	ANE50328U0AP	MAGNETRON BRACKET	2	
47	A603L3310GP	D.P.CIRCUIT (U)	1	RTL (W/COMPONENT)
48	ANE6030Q50GN	INCANDESCENT LAMP	1	240V/25W
49	ANE60408U0AP	OVEN LAMP SHEET	2	
50	A606V-3280	PROTECTOR DIODE	1	CONNECTOR COLOR:RED
51	A606W-3280	PROTECTOR DIODE B	1	CONNECTOR COLOR:BLUE
52	ANE60708U0BP	INSULATION SHEET A	1	

Ref. No.		Part No.	Part Name & Description	Pcs/ Set	Remarks
53		A6070-3280	INSULATION SHEET A	2	
54		A60713310BP	INSULATION SHEET B	1	
55		J62903330GP	H.V.CAPACITOR	2	NE-1856 (1.00MF,AC2300V)
55	△	ANE6390-8U0	H.V.CAPACITOR	1	NE-1356 (0.69MF,AC2800V)
55	△	ANE6390-8U0	H.V.CAPACITOR	2	NE-1756 (0.69MF,AC2800V)
56	△	ANE6142-F60	MICROSWITCH	2	(V-15G-3C26) SECONDARY LATCH SWITCH
57	△	ANE61424LOAG	MICROSWITCH	1	(V-16G-3C26) PRIMARY LATCH SWITCH
58		A6144-3280	ANTENNA MOTOR	1	(2.5W) LOWER
59		A61446030AP	ANTENNA MOTOR	1	(2.5W) UPPER
60	△	A61454000AP	THERMAL CUTOFF	1	FOR OVEN
61	△	A61454210AP	THERMAL CUTOFF	2	FOR MAGNETRON
62	△	ANE61522Q0BP	SOCKET	1	
63		ANE6161-3X0	MICRO SWITCH	2	(V-16G-1C25) SHORT SWITCH
64		A6170-3280	INSULATION SHEET C	1	
65		ANE61888U0AP	CAPACITOR BRACKET	2	
66	△	A62024000AP	DIODE,SI	2	
67		ANE62298U0AP	MOUNTING BRACKET	1	
68	△	A62304210BP	FUSE	2	10A
69		ANE6238X20AP	SPACER	1	
70		XYN4DF10BN	SCREW	1	(4X10) FOR NOISE FILTER
71		ANE64086Q0AP	WASHER	1	
72		A6408-3280	WASHER	1	FOR AIR FILTER FRAME
73		ANE65448U0AP	SPACER A	1	
74		A6585-3280	P.C.B.HOLDER	1	
75		A65943030GP	MOTOR COVER	1	
76	△	A65953700BP	FUSE	1	2.5A (See HT1-25A is replacement)
77		ANE66038U0BP	OVEN LAMP BRACKET	1	
78		A6688-3180	COVER	1	
79		A692M3310HN	L.V.TRANSFORMER (U)	1	
80		A692Y3310WN	NOISE FILTER (U)	1	
81		A8251-3180	SPACER B	1	
82	△	A900C3310WN	AC CORD W/PLUG	1	220V
83		ANE900T8V0AP	CLIP	4	FOR ANTENNA (U),ANTENNA B (U)
84		ANE9027510RN	CORD BUSHING	1	
85		ANE9035P90AP	CORD BRACKET	1	
86		ANE90828U0AP	CLIP (BLACK)	1	FOR AIR FILTER FLAME
87	△	2M210-M1ECOM	MAGNETRON	2	
88		ANE91438U0AP	CLIP (GRAY)	1	FOR BACK PANEL COVER
89		ANE91448U0AP	BRACKET	1	
90		ANE91628U0AP	CLIP B	1	FOR AIR GUIDE A
91	△	J621B3C80WT	H.V.TRANSFORMER	2	1.5KVA
92		XSWANE5+10U	SCREW	4	(5X10) FOR HINGE
93		XTC4+10BC	SCREW	4	(4X10) FOR CABINET BODY
94		XTC4+10FC	SCREW	1	(4X10) FOR LAMP COVER
95		XTC4+12BK	SCREW (BLACK)	2	(4X12) FOR BASE
96		XTT4+8E	SCREW	1	(4X8) FOR BACK PANEL COVER
97		XTWANE3+8EX	SCREW	9	(3X8) FOR FOOT
98		XWC4BPN	WASHER	2	FOR BACK PANEL COVER, LAMP COVER
99		XYD4+EE12F	SCREW	11	(4X12) FOR DIODE,CAPACITOR BRACKET, EARTH,MOUNTING BRACKET, ANTENNA MOTOR COVER, BASE METAL
100		XYEANE5+C16T	SCREW	8	(5X16) FOR MAGNETRON
101	△	A601L5150AP	TEMP SENSOR	1	

NOTE 1 : Please order name plate together.

# WIRING DIAGRAM

NOTE: When replacing, check the lead wire colour as shown.



SYMBOL	COLOUR
B	BLACK
R	RED
OR	ORANGE
GR	GRAY
BR	BROWN
Y	YELLOW
BL	BLUE
W	WHITE

M021

# SCHEMATIC DIAGRAM

## SCHEMATIC DIAGRAM

**NOTE: Door is closed.  
Unit is not operated.**

**CAUTION:  
HIGH VOLTAGE AREA**

